

**FINISH**    Black Ano.    Bronze Ano.    Clear Ano.    WiM Std. White Pt.    WiM Std. Black Pt.    Other \_\_\_\_\_

**SERIES:**

- 315 = 3-3/4"
- 318 = 4-7/8"
- 319 = 5-0/0"
- OTHER \_\_\_\_\_

**TRIM**

- 302 = 1" X 3/8"
- 304RM = 1-1/2" X 5/16"
- 304-2 = 2" X 5/16"
- OTHER \_\_\_\_\_

**DOOR SEAL**

- Black Vinyl
- Black Mohair
- Gray Vinyl
- Gray Mohair
- White Vinyl
- White Mohair

**STRIKE TYPE**

- ASA (4-7/8")
- CYL (2-3/4")
- Non Strike Prep

**RATING INFO.**

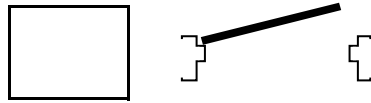
- Non Rated
- 20 Min. Neg.
- NON STANDARD Glass Thickness**
- 3/8" (wedge Vinyl one side only)
- 1/2" (silison wet glaze only)

**SILL CHANNEL**

- Sill Channel Required

**DOOR FRAME SIDELITE- Full Height**

**LH FRAME QTY:**



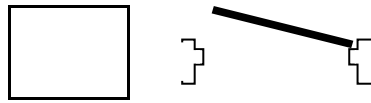
MARK #

\_\_\_\_\_

\_\_\_\_\_

\_\_\_\_\_

**RH FRAME QTY:**



MARK #

\_\_\_\_\_

\_\_\_\_\_

\_\_\_\_\_

**Special Instructions**

\_\_\_\_\_

\_\_\_\_\_

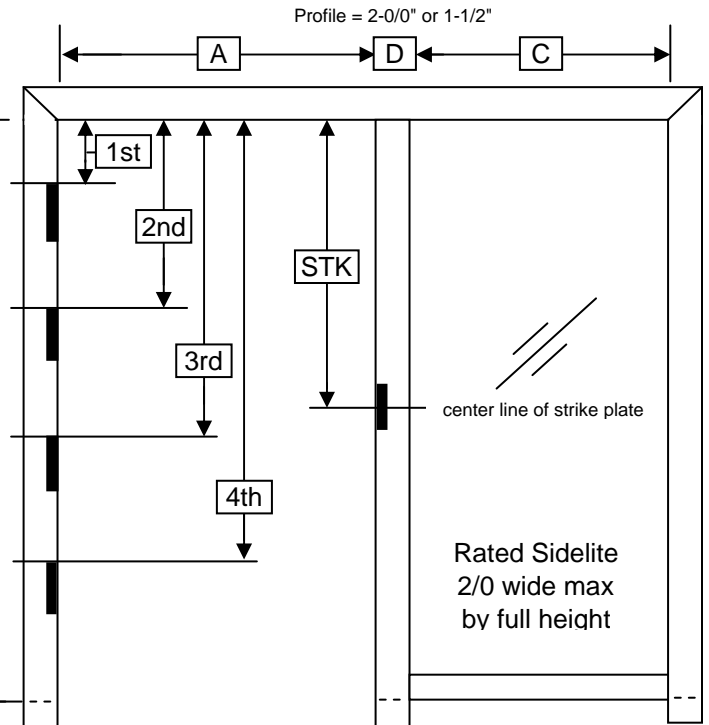
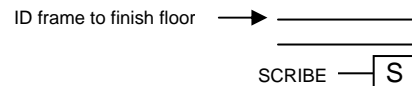
\_\_\_\_\_

Standard Prep Information:  
4-1/2" standard weight hinges  
and 4-7/8" ASA strike plate

Rough Opening Information:  
Width = A + D + C + 1-1/2"  
Height = B + 3/4"

\*\*\* Standard Mfg. = 1/4"  
Glass \*\*\*  
vinyl on both sides  
glass supplied by others

Extended lip strike required  
with 1-1/2" and 2-0/0" Trim



ID WIDTH A	ID HEIGHT B	SL WIDTH C	PROFILE D	SCRIBE S	Use Western Standard Hinge and Strike Locations	BUTT LOCATIONS				STRIKE C/L STK
						1st Hinge	2nd Hinge	3rd Hinge	4th Hinge	
					YES      NO →					

Western Integrated Materials, Inc.  
3310 E. 59th Street  
Long Beach, CA 90805  
Phone: 562.634.2823  
Fax: 562.790.6903  
AluminumDoorFrames.com



**CUSTOMER:**  
**ORDERED BY:**  
**JOB NAME:**  
**PURCHASE ORDER:**

**DATE:**  
**REVISED:**

**PAGE**

**ELEVATION**